NEW BIG FUN

1

Student´s Book

Mario Herrera
Barbara Hojel

Pearson

Including CD-ROM with Games & Stories

New Big Fun I CD-ROM

Unit Activities

1. Concentration
2. Matching
3. Sorting
4. Multiple Choice
5. Painting
6. Story Time
7. Sequence
8. Drag and Drop
9. Look and Find

Animated Stories

1. School Days
2. What Is This?
3. My Family
4. Dollhouse
5. A Surprise
6. Let's Play
7. Where's Lucy?
8. Hospital

BIG FUN CD-ROM

Copyright © 2018 by Pearson Education, Ltd. All rights reserved.

SYSTEM REQUIREMENTS:

WINDOWS®
-- Windows XP Vista/7/8
-- Intel Pentium processor 1GHz or higher
-- Internet Explorer® 7.x or Mozilla Firefox™ 8.x, or higher (optional)

MACINTOSH®
-- Mac OSX v. (10.4 – 10.8)
-- Intel processor 1GHz or higher (PowerPC not supported)
-- Safari® 4.x, Mozilla Firefox™ 8.x, or higher (optional)

BOTH
-- 1 GB RAM minimum or higher
-- Monitor resolution of 1024 x 768 or higher
-- Sound card and speakers or headphones
-- 500 MB hard disk space
-- 10X CD-ROM drive or higher
-- Adobe PDF 8 or higher
-- Internet Connection: DSL, Cable/Broadband, T1, or other high-speed connection required to download plug-ins (optional)

INSTALLATION INSTRUCTIONS FOR WINDOWS:

-- Insert the CD-ROM into the CD-ROM drive of your computer. On most computers, the program will begin automatically. If the program does not begin automatically:
-- Open **"My Computer."**
-- Right-click on the CD-ROM icon.
-- Click on **Open.**
-- Double-click on the **"Big_Fun"** launch file to run the program. Leave the CD-ROM in the computer while using the program.

INSTALLATION INSTRUCTIONS FOR MAC:

-- Insert the CD-ROM into the CD-ROM drive of your computer.
-- Double-click on the CD-ROM icon on your desktop.
-- Double click on the **"Big_Fun"** launch file to run the program. Leave the CD-ROM in the computer while using the program.

TECHNICAL SUPPORT:

For Technical Product Support, please visit our support website at www.PearsonELTSupport.com. You can search our Knowledgebase for frequently asked questions, instantly Chat with an available support representative, or Submit a Ticket/Request for assistance.

SINGLE-USER LICENSE AGREEMENT

IMPORTANT: READ CAREFULLY
This is a legally binding agreement between You (the user or purchaser) and Pearson Education Limited. By retaining this licence, any software media or accompanying written materials or carrying out any of the permitted activities You agree to be bound by the terms of the licence agreement below.
If You do not agree to these terms then promptly return the entire publication (this licence and all software, written materials, packaging and any other components received with it) with Your sales receipt to Your supplier for a full refund.

ONE COPY ONLY
This licence is for a single user copy of the software.

YOU ARE PERMITTED TO:
Use (load into temporary memory or permanent storage) a single copy of the software on only one computer at a time. If this computer is linked to a network then the software may only be installed in a manner such that it is not accessible to other machines on the network. If You want to use the software on a network or across a whole site, You need to read the Network version of the User Licence or the Site Licence. You can get these from the email address at the end of this licence.
Use the software with a class provided it is only installed on one computer.
Transfer the software from one computer to another provided that You only use it one computer at a time.
Print out individual screen extracts from the disk for (a) private study or (b) to include in Your essays or classwork with students.
Photocopy individual screen extracts for Your schoolwork or classwork with students.

YOU MAY NOT:
Rent, lease or sell the software or any part of the publication.
Copy any part of the documentation, except where specifically indicated otherwise.
Make copies of the software, even for backup purposes.
Reverse engineer, decompile or disassemble the software or create a derivative product from the contents of the databases or any software included in them.
Use the software on more than one computer at a time.
Install the software on any networked computer or server in a way that could allow access to it from more than one machine in a network.
Include any special material or software from the disk in any other product or software materials, except as allowed under 'You are permitted to'.
Use the software in any way not specified above without the prior written consent of Pearson Education Limited.
Print out more than one page at a time.
Print, download or save any pictures.

PEARSON EDUCATION LIMITED RESERVES THE RIGHT TO TERMINATE THIS LICENCE BY WRITTEN NOTICE AND TO TAKE ACTION TO RECOVER ANY DAMAGES SUFFERED BY PEARSON EDUCATION LIMITED IF YOU BREACH ANY PROVISION OF THIS AGREEMENT.
Pearson Education Limited owns the software. You only own the disk on which the software is supplied.

LIMITED WARRANTY
Pearson Education Limited warrants that the disk or CD ROM on which the software is supplied is free from defects in materials and workmanship under normal use for ninety (90) days from the date You receive it. This warranty is limited to You and is not transferable. Pearson Education Limited does not warrant that the functions of the software meet Your requirements or that the media is compatible with any computer system on which it is used or that the operation of the software will be unlimited or error-free.
You assume responsibility for selecting the software to achieve Your intended results and for the installation of, the use of and the results obtained from the software. The entire liability of Pearson Education Limited and Your only remedy shall be replacement free of charge of the components that do not meet this warranty.
This limited warranty is void if any damage has resulted from accident, abuse, misapplication, service or modification by someone other than Pearson Education Limited. In no event shall Pearson Education Limited be liable for any damages whatsoever arising out of installation of the software, even if advised of the possibility of such damages. Pearson Education Limited will not be liable for any loss or damage of any nature suffered by any party as a result of reliance upon or reproduction of or any errors in the content of the publication.
Pearson Education Limited does not limit its liability for death or personal injury caused by its negligence.
This licence agreement shall be governed by and interpreted and construed in accordance with English law.
Technical support: only registered users are entitled to free technical help and advice. To register as a user and receive technical support, please visit www.pearsonelt support.com. Alternatively, contact your local agent or write to us at the following address.

ELT Portfolio – Digital Content Production
Pearson, KAO TWO, KAO Park, Hockham Way, Harlow, Essex CM17 9SR. England

New Big Fun 1 Press-outs

Unit 1
Page 4



Unit 2
Page 18

Unit 3
Page 32



New Big Fun 1 Press-outs

Unit 4
Page 46

Unit 5
Page 60



Unit 6
Page 74





New Big Fun 1 Press-outs

Unit 7
Page 88

Unit 8
Page 102



New Big Fun 1 Stickers

Unit 1
Page 14

Unit 2
Page 28

Unit 3
Page 42

Unit 4
Page 56

Unit 5
Page 70

Unit 6
Page 84

Unit 7
Page 98

Unit 8
Page 112



NEW BIG FUN

1

Student´s Book

Mario Herrera Barbara Hojel

New Big Fun Student's Book 1 with CD-ROM

Pearson Education Limited
KAO Two, KAO Park, Hockham Way, Harlow, CM17 9SR. England
and Associated Companies throughout the world.
www.English.com
© Pearson Education Limited 2018
Authorized Adaptation from the U.S. edition, entitled Big Fun, 1st Edition, by Mario Herrera and Barbara Hojel, published by Pearson Education Inc, © 2014 by Pearson Education, Inc.
The right of Mario Herrera and Barbara Hojel to be identified as authors of this Work has been asserted by them in accordance with the Copyright, Designs and Patents Act 1988.
All rights reserved; no part of this publication may be reproduced, stored in a retrieval system, or transmitted in any form or by any means, electronic, mechanical, photocopying, recording, or otherwise without the prior written permission of the Publishers

First published 2018
ISBN: 978-1-292-26577-3
Set in Gill Sans Infant Std
Printed in China (SWTC/02)

Artwork/Photo Acknowledgements
Page 1 (boy) AJP/Shutterstock, (crayon) Cara Purdy/Shutterstock;(puppet) Tania Zbrodko/ Shutterstock; (paper) Irina Nartova/Shutterstock; (shelf) Andrea Crisante/123RF.com; p. 2 (top) Maria Pia Marrella/Pearson, (middle) Alex James Bramwell/ Shutterstock (bottom) VenusAngel/ Shutterstock; p. 3 (top) Cara Purdy/Shutterstock, (middle) Nikolai Artiushkin/123RF.com, (bottom) Photobac/Shutterstock; p. 12 (background) Artens/Shutterstock (left) Ionia/Shutterstock, (middle) hwongcc/Shutterstock, (right) irin-k/Shutterstock; p. 15 Design Pics Inc./Alamy; p. 16 (top) Stephanie Frey/ Shutterstock, (middle) Stephanie Frey/Shutterstock (bottom) Stephanie Frey/Shutterstock; p. 17 Harm Kruyshaar/Shutterstock; p. 20 (Left) 2xSamara/Shutterstock, (Upper Right) 2xSamara/ Shutterstock, (Lower Right) Goran Bogicevic/Shutterstock; p. 21 (Lower Left) Butterfly Hunter/ Shutterstock; p. 26 (background) Artens/Shutterstock, (left) thka/Shutterstock, (right) Yavus Meyveci/Shutterstock; (Lower Right) Pavel Timofeev/123RF p. 27 Sergiy Bykhunenko/Shutterstock; p. 28 (left 3) Stephanie Frey/Shutterstock, (right 3) Harm Kruyshaar/Shutterstock; p. 29 KyuOh/Getty Images; p. 30 (top) Andrey Arkusha/ Shutterstock, (middle) Kurhan/Shutterstock, (bottom) Heather LaVelle/ Shutterstock; p. 31 (top) Supri Suharjoto/Shutterstock, (middle) Kenishirotie/Shutterstock, (bottom) wong sze yuen/Shutterstock; TERTFp. 40 (background) blickwinkel/Alamy, (left) Pat Thielen/Alamy, (bottom) Alison Thompson/Alamy; p. 41 Phase4Photography/ Shutterstock; p. 43 (left) Oksana Kuzmina/Shutterstock, (middle left) graja/Shutterstock, (middle right) Olgysha/ Shutterstock, (right) mates/Fotolia; p. 44 (top) Cheuk-king Lo/Pe arson Education Asia Ltd, (middle) graja/Shutterstock, (bottom) Diana Taliun/123RF.com; p. 45 (top) fotos_v/Shutterstock, (middle) LungLee/Shutterstock, (bottom) Birgit Reitz-Hofmann/Shutterstock; p. 48 (upper left) LeManna/Shutterstock (lower left) Tamara Kulikova/Shutterstock, (upper right) Rawpixel.lcom/Shutterstock, (lower right) Artazum/Shutterstock; p. 54 Sergey Novikov/ 123RF, (bottom) vita khorzhevska/Shutterstock; p. 55 Andrey Arkusha/Shutterstock; p. 59 Vanessa Davies/DK Images, (cookie) Richard Villalon/Fotolia; p. 57 kazoka/Shutterstock (cookie) Nattika/Shutterstock; p. 58 (top) Brent Hofacker/Shutterstock, (middle) Odua Images/Shutterstock, (bottom) Terry Leung/Pearson Education Asia Ltd; p. 59 (top) HandmadePictures/Shutterstock, (middle) HomeStudio/Shutterstock, (bottom) OduaImages/Fotolia; p. 68 (left) Kostiantyn Ablazov/Shutterstock, Anna Kucherova/Shutterstock (Right) andregric/Shutterstock, HomeStudio/Shutterstock; p. 69 (left) Purestock/Alamy, (right) majesticca/Istock/Getty Images; p. 71 Florian Schott/Shutterstock; p. 72 (top) Irina Rogov/Shutterstock, (middle) maxstockphoto/Shutterstock, (bottom) Ruslan Kudrin/Shutterstock; p. 73 (top) Elnur/ Shutterstock, (middle) Trevor Clifford/Pearson Education Ltd, (bottom) Karkas/Shutterstock; p. 82 Dann Tardif/LWA/Corbis/Glow Images, (bottom left) Erik Nuenighoff/Shutterstock, (bottom middle) A3pfamily/Shutterstock; p. 83 Rob Marmion/Shutterstock; p. 85 Lana K/ Shutterstock (fish) dibrova/Shutterstock (kitten) Elya Vatel/Shutterstock; p. 86 (top) haveseen/Shutterstock, (middle) thumb/Shutterstock, (bottom) Mi.Ti./Shutterstock; p. 87 (top) Radomir Rezny/Shutterstock, (middle) Miroslav Hlavko/Shutterstock, (bottom) Elya Vate/Shutterstock; p. 96 (background) PHOTO FUN/Shutterstock, (left) Eric Isselee/Shutterstock, (middle) whitaker/Shutterstock, (right) PHOTO FUN/Shutterstock; p. 97 KidStock/Alamy; p. 99 (left) Paulaphoto /Shutterstock; (left) Gelpi JM/Shutterstock, (right) Comstock Images/Getty Images; p. 100 (top) gwimages/Shutterstock, (middle) Hugh Sitton/Corbis/Getty Images, (bottom) Michael Folmer/Alamy; p. 101 (top) Lucky Business/Shutterstock, (middle) Goodluz/ Shutterstock, (bottom) Jacob Wakerhausen/E+/Getty Images; p. 110 (left, middle, right) Emilia Stasiak/Shutterstock (bottom left) kiyanochka1/Shutterstock, (bottom right) Mazimilian Lange/123RF; p. 111 Jamie Grill/Blend Images/Getty Images; p. 113 KidStock/Blend Images/Getty Images; p. 114 Zoroyar/Shutterstock; p. 115 serrnovik/Shutterstock

Music credits
Music composed by John Farrell, Hope River Music, www.johnfarrell.net, and Jeff Miller, Grant's Corners, Walden, NY, assisted by Conway Chewning. Music and vocal recordings produced by Jeff Miller and John Farrell. Recorded and mixed by Jeff Miller at Grant's Corners, Remote Recordings, Yorktown Heights, NY, and Hillsdale, NY. Song lyrics by Barbara Hojel, with contributions by John Farrell. Children's vocal performance directed by Lorraine Cich. Child vocal performers: Julia Apostolou, Aisha Bhakta, Emma Halderman, Cassidy Kenney, Juliana Moscati; adult vocal performers: Lorraine Cich, John Farrell, Maggie Farrell, Ann Marie Lord. Edit: Easterr Sky Media Services, Inc. Casselberry, Florida. Produced by Jon W. Reames and David E. Brown.

PEARSON ELT ON THE WEB

PearsonELT.com offers a wide range of classroom resources and professional development materials. Access course-specific websites, product information, and Pearson offices around the world.

Visit us at **www.pearsonELT.com**.

CONTENTS

1 My Class 1

2 My Body 15

3 My Family 29

4 My Toys 43

5 My Lunch 57

6 My Clothes 71

7 Animals 85

8 My World 99

9 Show Time! 113

Press-outs and Stickers included!

NEW BIG FUN

Song

From the sky to the ground
And all the way around—
We can have big fun!
If there's rain, if there's sun,
Let's play with everyone.
We can have big, big fun!

Take a walk outside.
Our world is big and wide.
There are flowers and trees,
And yellow bumblebees.
Buzz, buzz, buzz!

(Chorus)

Join your hands with me.
Let's see what we can see!
Then take a closer look.
We'll learn beyond our book.
Look, oh, look!

(Chorus)

1 MY CLASS

A5 & A7

1 Look and predict. Listen.



Unit Preview; **FIND IT** in the unit: *crayon*

A8-9

2 Listen and say. Find and match.



Vocabulary Presentation: *puppet, chair, table*
Language Presentation: *What is this? It is (a puppet).*

A11-12

3 Listen and say. Find and match.





Vocabulary Presentation: *crayon, paper, shelf*; Vocabulary Practice: *puppet, table, chair*
Language Practice: *What is this? It is (a crayon).*

4 Paste press-outs and say.



Motor Skill Practice; Visual Discrimination
Language Presentation: *This is a crayon.* Vocabulary Practice: *crayon, paper, table, chair*

5 Trace and say.





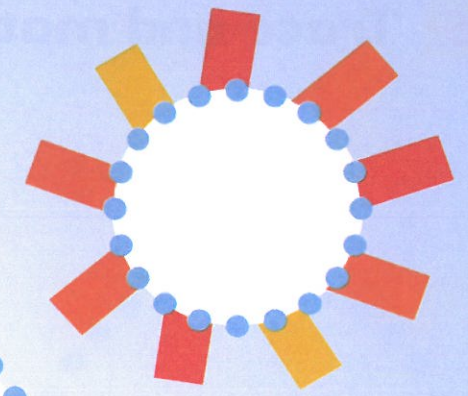

Shapes: *circle*
FIND IT: *chair*

6 Trace and match.



7 Trace and say. Color.

Color: *red*

8 Color and say.



Color: *red*



Copyright © 2014 by Pearson Education, Inc.





What is this?



It is a puppet.

Copyright © 2014 by Pearson Education, Inc.



VALUES

9 Draw and color yourself.



10 Look closely. Trace the circles.

This is my garden!

Amazing: Gardens have all kinds of living things.
Science Words: *grass, flower, ladybug*

PROJECT

Draw a Garden

WRAP-UP

11 Point and say. Stick and say.




It is a _____.

GO TO SHOW TIME Page 116

2 MY BODY

A5 & A22 1 Look and predict. Listen.

Unit Preview; **FIND IT** in the unit: *eyes*

A24-25

2 Listen and say. Find and match.

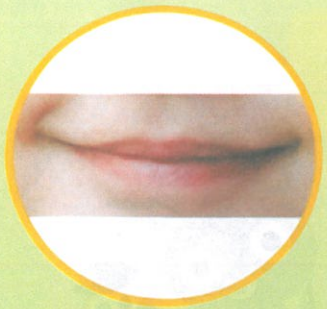

Vocabulary Presentation: *eyes, nose, mouth*
Language Presentation: *What are these? They are (eyes). What is this? It is a (nose).*

A27–28

3 Listen and say. Find and match.

Vocabulary Presentation: *ears, hands, feet*; Vocabulary Practice: *eyes, nose, mouth*
Language Practice: *What are these? They are (feet).*

4 Paste press-outs and say.

Motor Skill Practice; Visual Discrimination
Vocabulary Presentation: *happy, sad*; Vocabulary Practice: *nose, feet, ears, eyes, hands, mouth*

5 Trace and say.





Shapes: *square*
FIND IT: *crayon*

6 Trace and match.

7 Color and trace. Then match.



Motor Skill Practice: Visual Discrimination
Vocabulary Presentation: *butterfly, bird, wings, fly*

8 Color and say.

Color: *yellow*
Review: *red*



It is a face!

Copyright © 2014 by Pearson Education, Inc.

A32

What Is This?



What is this?

It is a square.

They are circles.

Copyright © 2014 by Pearson Education, Inc.

They are circles.

VALUES

9 **Trace and say.**

Values: We greet one another.



10 Look closely. Trace the circles.

They have wings!

Amazing: Some bugs have wings. They fly.
Science Words: *bee, butterfly, wings*

PROJECT

Paint a Butterfly

WRAP-UP

11 Point and say. Stick and say.

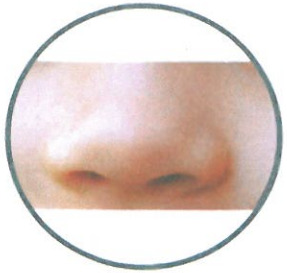

They are _____.

3 MY FAMILY

A5 & A3d

1 Look and predict. Listen.

Find a baby!

Unit Preview; **FIND IT** in the unit: *baby*

A38–39

2 Listen and say. Find and match.



Vocabulary Presentation: *mother, father, baby*
Language Presentation: *Who is this? This is (my mother).*

A41-42

3 Listen and say. Find and match.

Vocabulary Presentation: *brother, sister, grandparents*; Vocabulary Practice: *mother, father, baby*
Language Presentation: *Who are they? They are my grandparents.*

4 Paste press-outs and say.

Motor Skill Practice; Visual Discrimination
Vocabulary Practice: family members; *blue, red, yellow*

Shapes: *triangle*
FIND IT: *paper*

6 Color and draw. Then say.





Shapes: *square and triangle*
Vocabulary Practice: *family members*

7 Trace and match.

Shapes: *triangle, circle*
Motor Skill Practice: *Visual Discrimination*

8 Color and say.



Color: *blue*
Review: *red, yellow*



Copyright © 2014 by Pearson Education, Inc.

My Family

Copyright © 2014 by Pearson Education, Inc.





VALUES

9 Who is respectful? Color.

Values: We respect others' things.



10 Look closely. Trace the circles.

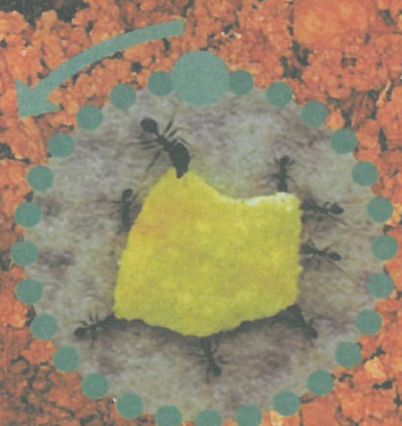

Amazing: Ants live in large groups and build nests called anthills.
Science Words: *ant, anthill, family*

PROJECT

Make an Ant Headband

WRAP-UP

11 Point and say. Stick and say.

This is my _____.

4 MY TOYS

A5 & A57

1 Look and predict. Listen.

Unit Preview; **FIND IT** in the unit: *car*

A52–53

2 Listen and say. Find and match.

Vocabulary Presentation: *doll, car, truck*
Language Presentation: *What do you want? I want (a car), please.*

A55–56

3 Listen and say. Find and match.

Vocabulary Presentation: *teddy bear, airplane, ball*; Vocabulary Practice: *doll, car, truck*
Language Practice: *What do you want? I want (a ball), please.*

4 Paste press-outs and say.



Motor Skill Practice; Visual Discrimination
Language Presentation: *in, on, under*; Vocabulary Practice: *teddy bear, airplane, doll, ball*

5 Trace and say.







Shapes: *rectangle*
FIND IT: *doll*

6 Trace and say. Then match.

Shapes: *rectangle*
Feelings: *sleepy*

A61

7 **Trace and count. Draw 1 thing.**

Find a teddy bear!

Math Presentation: *Number 1*
FIND IT: *teddy bear*

8 Color and say.



Color: *green*
Review: *red, yellow, blue*

We have BIG baby dolls!

Copyright © 2014 by Pearson Education, Inc.

A62

Dollhouse

I want dolls.

Let's find dolls.

Copyright © 2014 by Pearson Education, Inc.



VALUES

9 Color and say.

Values: We share.
Vocabulary Practice: *doll, truck*



10 Look closely. Trace the circle.

I want a kite, please!

Amazing: Wind moves plants and trees.
Science Word: *wind*

PROJECT

Make a Wind Toy

WRAP-UP

11 Point and say. Stick and say.



I want a _____, please.

GO TO SHOW TIME Page 119

5 MY LUNCH

A5&B2

1 **Look and predict. Listen.**

Find a cookie!



Unit Preview; **FIND IT** in the unit: *cookie*

B3-4

2 Listen and say. Find and match.



Vocabulary Presentation: *sandwich, lemonade, apple*
Language Presentation: *What do you have? I have (a sandwich).*

B5–6

3 Listen and say. Find and match.





Vocabulary Presentation: *cookie, carrot, milk*; Vocabulary Practice: *sandwich, lemonade, apple*
Language Practice: *What do you have? I have (carrots).*

4 Paste press-outs and say.



Motor Skill Practice; Sequencing
Language Presentation: *Do you like (milk)? Yes./No.* Vocabulary Presentation: *bananas*; Vocabulary Practice: *milk, cookies, lemonade*



Practice Shapes: *circle, square, triangle, rectangle*
FIND IT: *truck*

6 Trace and color. Then say.



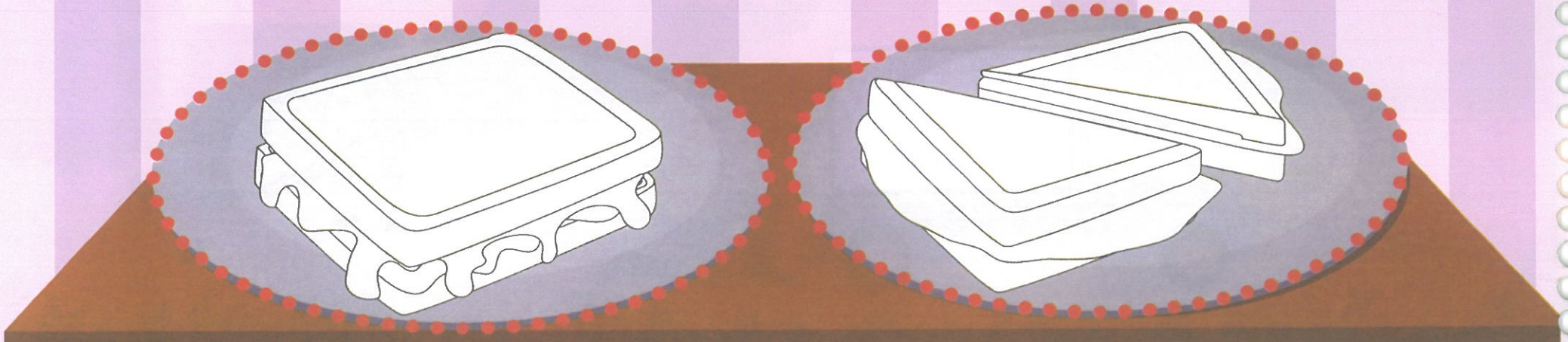

Shapes: *heart, triangle, rectangle*
Vocabulary practice: *sandwich*

B10 7

Trace and count. Draw 2 things.





Find a cookie!

8 Color and say.









Colors: *orange* and *purple*
Review: *red, yellow, blue, green*



We have lunch and
. . . a surprise!

Copyright © 2014 by Pearson Education, Inc.



A Surprise

I have milk.

I have carrots.

Copyright © 2014 by Pearson Education, Inc.



What do YOU have?

VALUES

9 Color the faces.



Values: We try new things.



10 Look closely. Trace the circles.

Amazing: Some food grows on trees; other food grows in the ground.
Science Words: *lemon tree, lemon, carrot*

PROJECT

Make Lemonade

WRAP-UP

11 Point and say. Stick and say.





I have a _____ .

6 MY CLOTHES

A5 & B14

1 Look and predict. Listen.

Find shoes!

Unit Preview; **FIND IT** in the unit: *shoes*

B15–16

2 Listen and say. Find and match.

Vocabulary Presentation: *pants, skirt, sweater*
Language Presentation: *What do you want? I want (a skirt), please.*

B17–18 3 Listen and say. Find and match.

Vocabulary Presentation: *shoes, socks, T-shirt*; Vocabulary Practice: *pants, skirt, sweater*
Language Practice: *What do you want? I want (a T-shirt), please.*

4 Paste press-outs and say.

Motor Skill Practice; Visual Discrimination
Vocabulary Presentation: *This is a (skirt). It is (purple). These are (pants). They are (blue).* Vocabulary Practice: clothing; colors

5 Trace and count. Draw 1 thing.

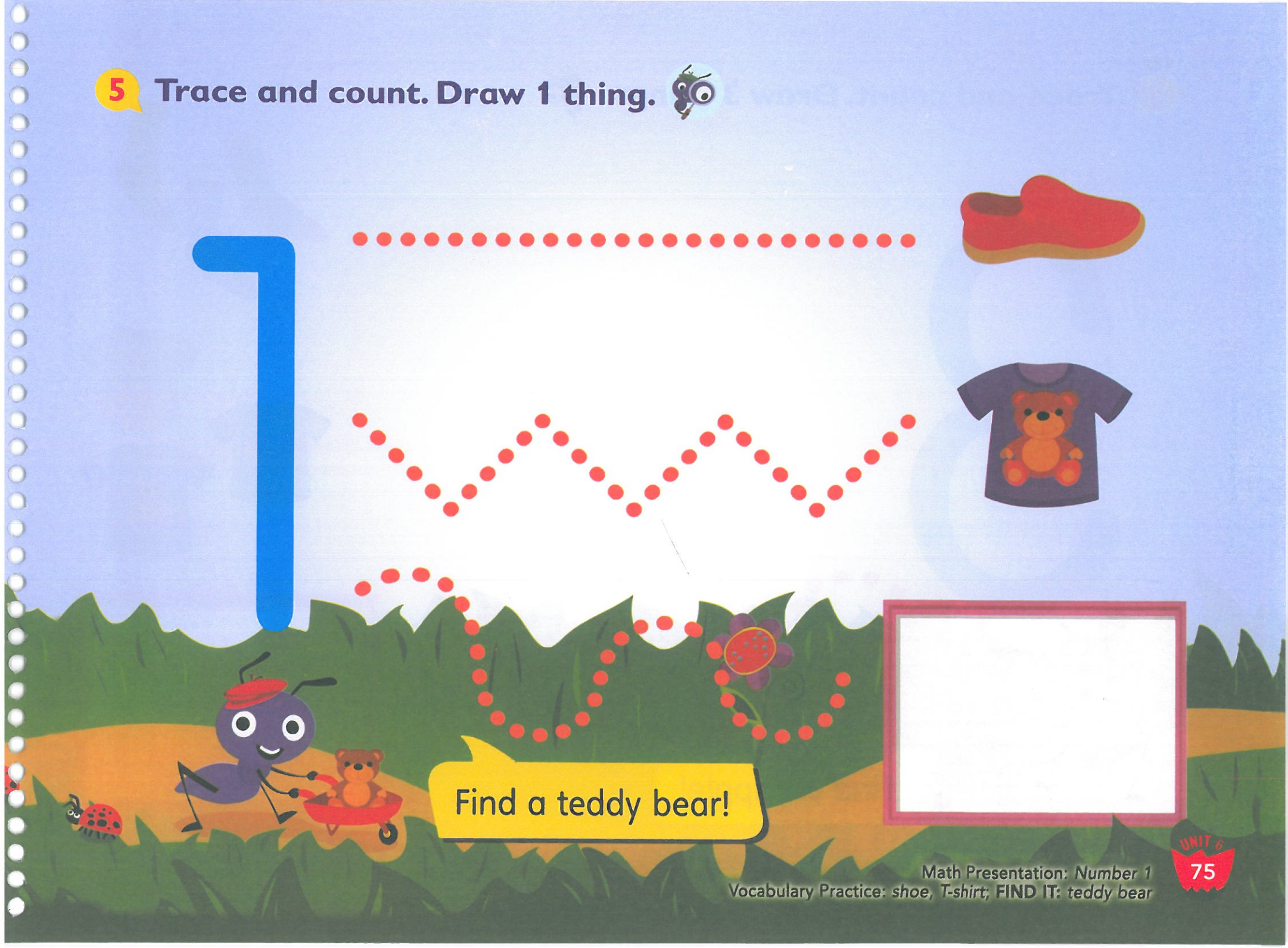

Math Presentation: *Number 1*
Vocabulary Practice: *shoe, T-shirt;* **FIND IT:** *teddy bear*

B22

6 **Trace and count. Draw 3 things.**

3

Find an apple!

Math Presentation: *Number three*
FIND IT: *apple*

7 Count and say. Then circle.

1

2

3

8 Color and say.

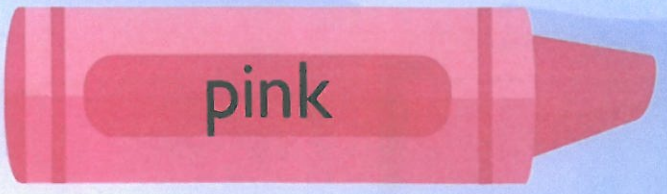











Colors: *brown* and *pink*
Review: *red, yellow, blue, green, orange, purple*



Copyright © 2014 by Pearson Education, Inc.

B25

Let's Play





I want it.
No! I want it!

Copyright © 2014 by Pearson Education, Inc.



Look at YOU!


VALUES
9 Help the boy find his shoes. Circle them.
Values: We help each other.
Vocabulary Practice: *T-shirt, pants, sweater, shoes*
UNIT 6
81

AMAZING

10 Look closely. Trace the circles.

Amazing: Rain makes animals and plants wet.
Science Words: *wet, raindrop*

PROJECT

Make Rain in a Jar

WRAP-UP

11 Point and say. Stick and say.



I want _____, please.

7 ANIMALS

A5 & B29

1 Look and predict. Listen.



Unit Preview; **FIND IT** in the unit: *fish*

B30-31

2 Listen and say. Find and match.

Vocabulary Presentation: *bird, fish, cat*
Language Presentation: *What do you see? I see a (fish).*

B32–33

3 Listen and say. Find and match.

Vocabulary Presentation: *dog, puppy, kitten*; Vocabulary Practice: *bird, fish, cat*
Language Practice: *What do you see? I see a (puppy).*

4 Paste press-outs and say.

Motor Skill Practice; Visual Discrimination
Language Presentation: *It is (big)*. Vocabulary Presentation: *big, small*; Vocabulary Practice: *dog, bird*

5 Trace and count. Draw 2 things.

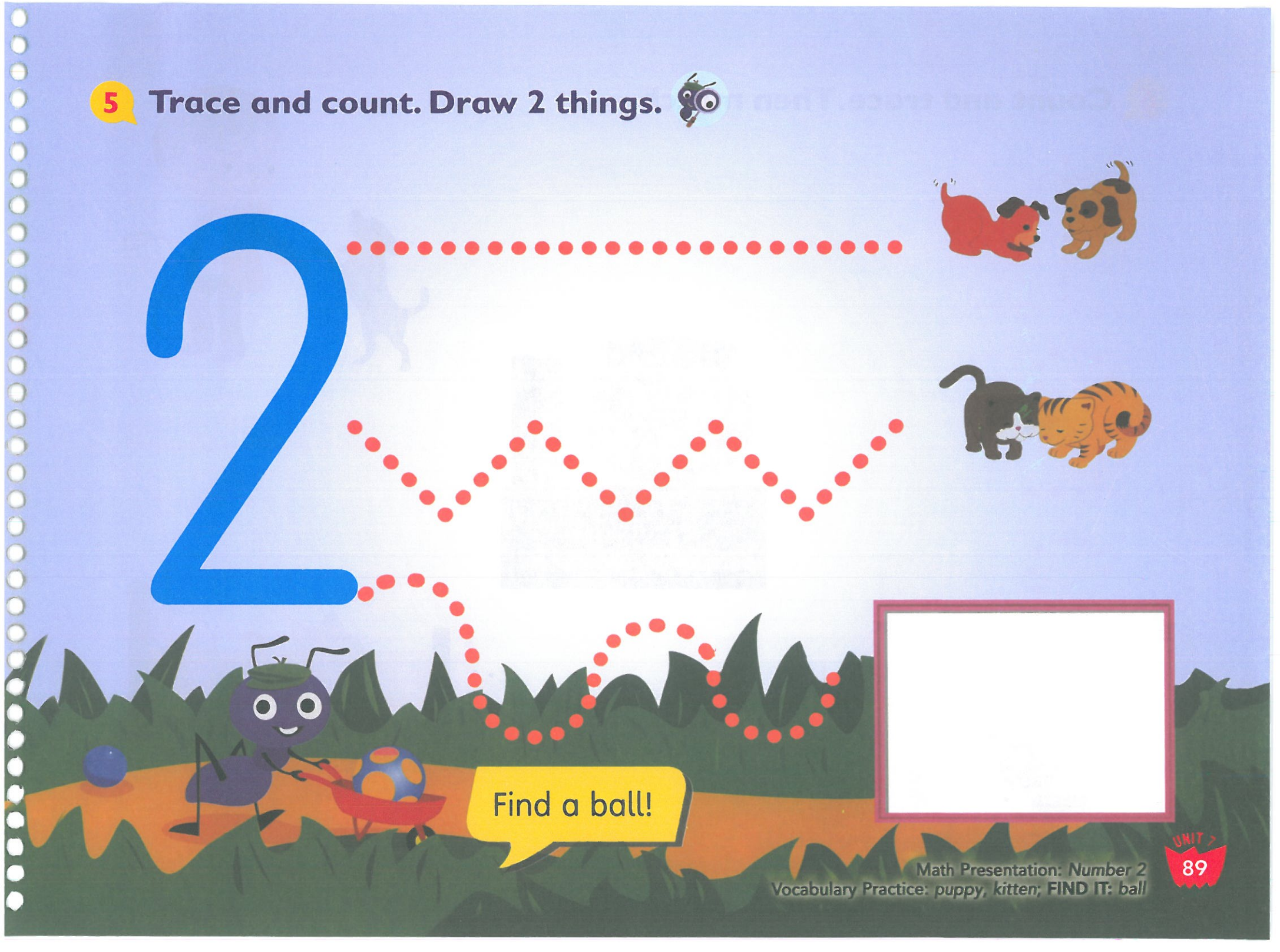

Math Presentation: *Number 2*
Vocabulary Practice: *puppy, kitten*; FIND IT: *ball*

6 Count and trace. Then match.



Math Connection: *Review 1, 2, 3*
Vocabulary Practice: *dog, puppy, cat, kitten, fish, in front, behind*

B35

7 Count and find. Then trace.



8 Color and say.





Colors: *black* and *white*
Review: *red, yellow, blue, green, orange, purple, brown, pink*



I see Lucy. I see her new puppies, too!

Copyright © 2014 by Pearson Education, Inc.

B38

Where's Lucy?



Where's Lucy?

I don't know.



Copyright © 2014 by Pearson Education, Inc.



Values: We take care of pets.
Vocabulary Practice: *fish, cat*



10 Look closely. Trace the circles.



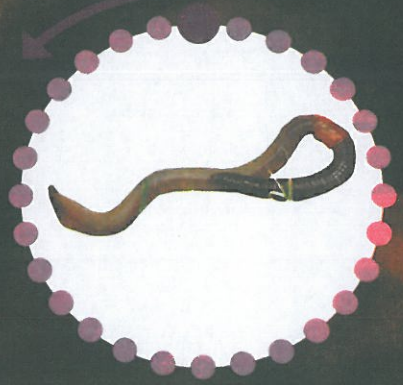

I see a worm!

Amazing: A worm moves without legs or feet.
Science Words: *bug, dirt, worm*

PROJECT

Make Worm Pictures



WRAP-UP

11 Point and say. Stick and say.





I see a _____.

GO TO SHOW TIME Page 122

8 MY WORLD

A5&B42

1 **Look and predict. Listen.**

Find a firefighter!

Unit Preview; **FIND IT** in the unit: *firefighter*

2 Listen and say. Find and match.

Vocabulary Presentation: *firefighter, police officer, bus driver*
Language Presentation: *How many (firefighters) do you see? I see (two firefighters).*

B45–46

3 Listen and say. Find and match.

HOSPITAL

DENTIST

Vocabulary Presentation: *dentist, doctor, nurse*; Vocabulary Practice: *firefighter, police officer, bus driver*
Language Practice: *How many (doctors) do you see? I see (one doctor).*

4 Paste press-outs and say.

Motor Skill Practice; Visual Discrimination. Language Presentation: *The (nurse) has (a shot).*
Vocabulary Presentation: *gardener, shot, baton, keys, shovel*; Vocabulary Practice: *nurse, police officer, bus driver*

5 Trace and count. Draw 3 things.



Math Presentation: *Number 3*
Vocabulary Practice: *doctor, firefighter*; **FIND IT:** *apple*

6 Trace and count. Draw 4 things.

B47

7 Count. Trace, then count again. Draw.



5





8 Color and say.

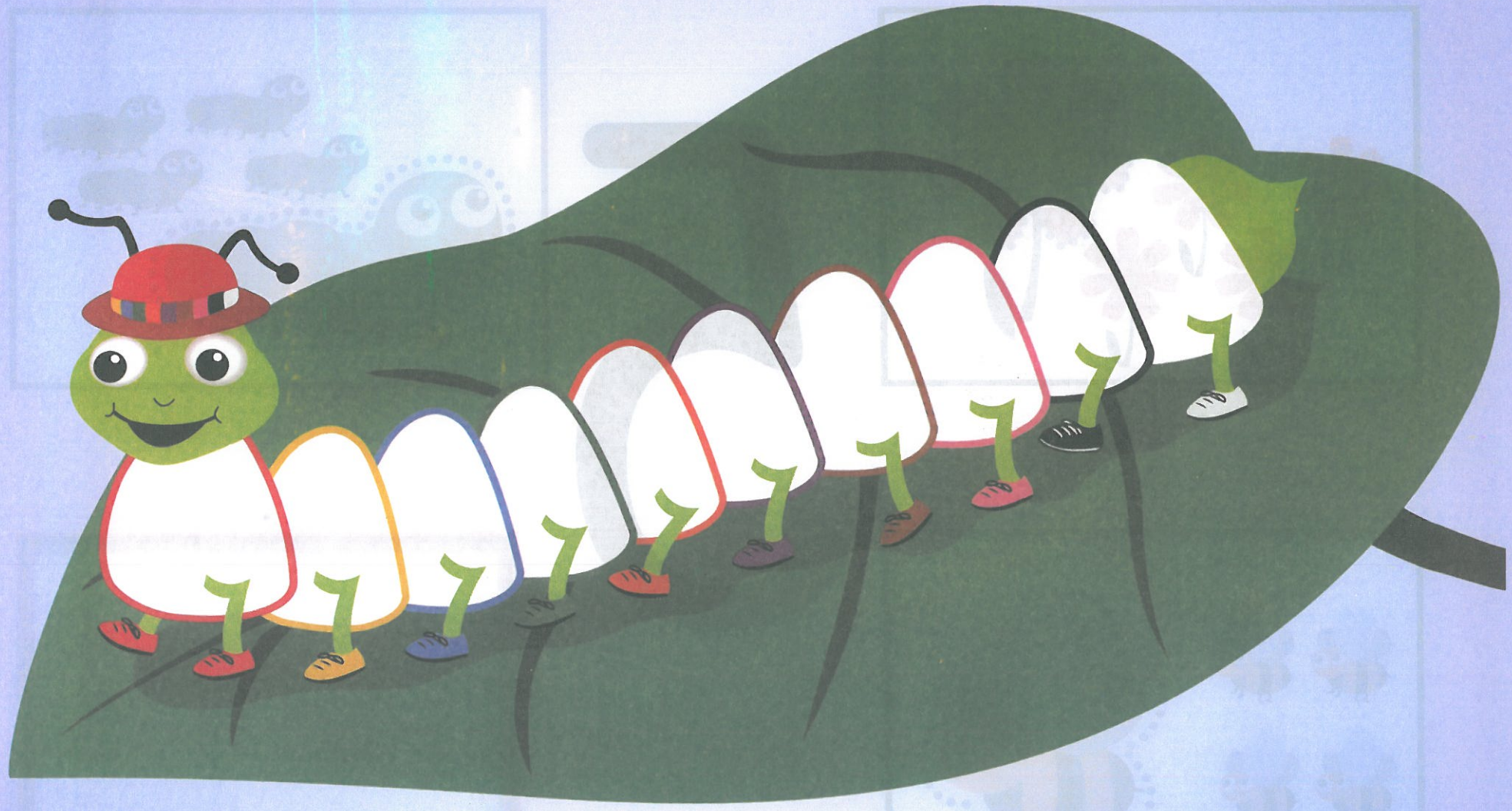

Colors Review: *red, yellow, blue, green, orange, purple, brown, pink, black, white*

1, 2, 3.
I see 3 balloons!

Copyright © 2014 by Pearson Education, Inc.

B49

Hospital

I see 1 doctor.



I see 2 nurses.

I see . . .

Copyright © 2011 by Pearson Education, Inc.



VALUES

9 Draw and color the bus.

Values: We recycle.
Vocabulary Practice: *bus driver*

AMAZING

10 Look closely. Trace the circles.





Amazing: Plants and flowers grow.
Science Words: *flower, bee, grow*

PROJECT

Make Flowers

WRAP-UP

11 Point and say. Stick and say.

I see 2 _____.

9 SHOW TIME!

B53 Listen and sing.

Find the T-shirt!

Unit Preview; **FIND IT** in the unit: *T-shirt*

PROJECT

Make a Mask

1.

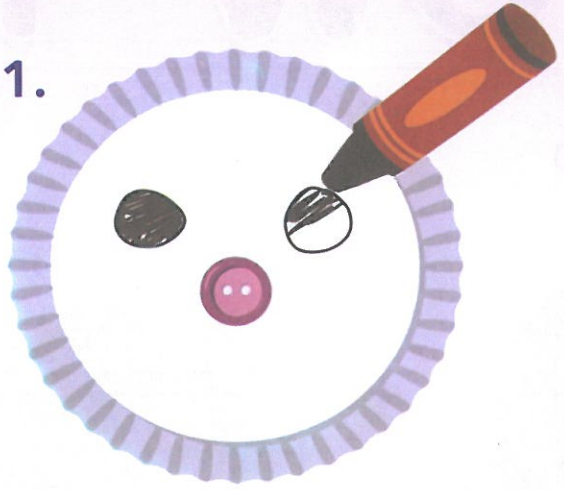

2.



3.

PROJECT

Make a Puppet

1.



2.



3.



Show Time Project: Make a puppet.

Unit 1 MY CLASS

Draw and say.

SHOW TIME

Unit 2 MY BODY

Draw and say.

Unit 3 MY FAMILY

Draw and say.

SHOW TIME

Unit 4 MY TOYS

Draw and say.

SHOW TIME

Unit 5 MY LUNCH

Draw and say.

SHOW TIME

Unit 6 MY CLOTHES

Draw and say.

Unit 7 ANIMALS

Draw and say.

SHOW TIME

Unit 8 MY WORLD

Draw and say.

NEW BIG FUN

1

_____

has completed Level 1!

_____

Teacher